

Colour code

BK
BR
DBL
DGN
GY
LBL
LGN
O

Black
Brown
Dark Blue
Dark Green
Gray
Light Blue
Light Green
Orange

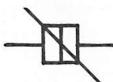
P
R
T
V
W
Y
*

Pink
Red
Tan
Violet
White
Yellow
With tracer

Wiring symbols



Normally open contact



Normally closed contact



Thermal element (bi-metal strip)



Circuit breaker



Fusible link



Coil



Lamp



Fuse



Photo cell



Thermistor



Resistor



Variable resistor



Diode



Ground



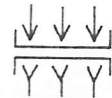
Switch normally closed



Switch normally open



Connector




Multiple connector



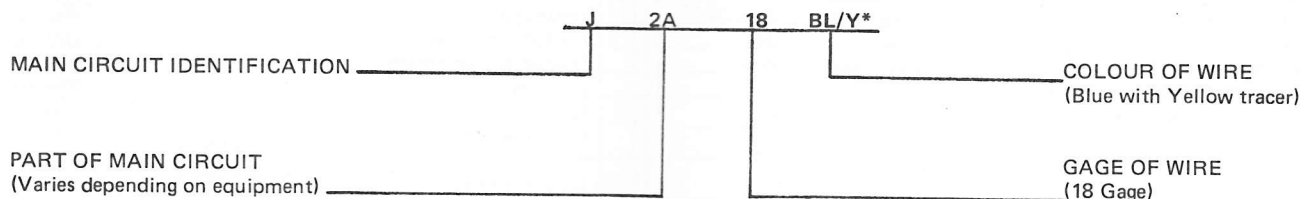
Male connector



Female connector



Denotes wire goes through main bulkhead to body compartment grommet, for P-D-C-Y models



Main circuit identification codes

A1	Battery circuit to ammeter	M	Lighting circuit (interior lights)
A2	Battery circuit to ammeter	P	Brake checking circuit
B	Back-up lamp circuit	Q2	Accessory buss bar feed (fuse block)
C	Air conditioning and heater circuits	Q3	Battery buss bar feed (feed)
D	Emergency, stoplamp and turn signal circuits	R3	Alternator circuit to electronic voltage regulator (field)
E	Instrument panel cluster, switches and illumination circuits	R6	Alternator circuit to ammeter (feed)
F	Radio speakers and power seat circuits	S	Starter motor and starter relay circuit
G	Gauges and warning lamp circuits	T	Trunk lamp circuit
H	Horn circuit	V	Windshield wiper and washer circuit
J	Ignition system run circuit	W	Power window circuit
J1	Ignition switch feed circuit	X	Radio, cigar lighter, lamp grounds, clock, speed control, power antenna, deck lid and door locks
J3	Ignition switch start circuit		
L	Lighting circuit (exterior lights)		