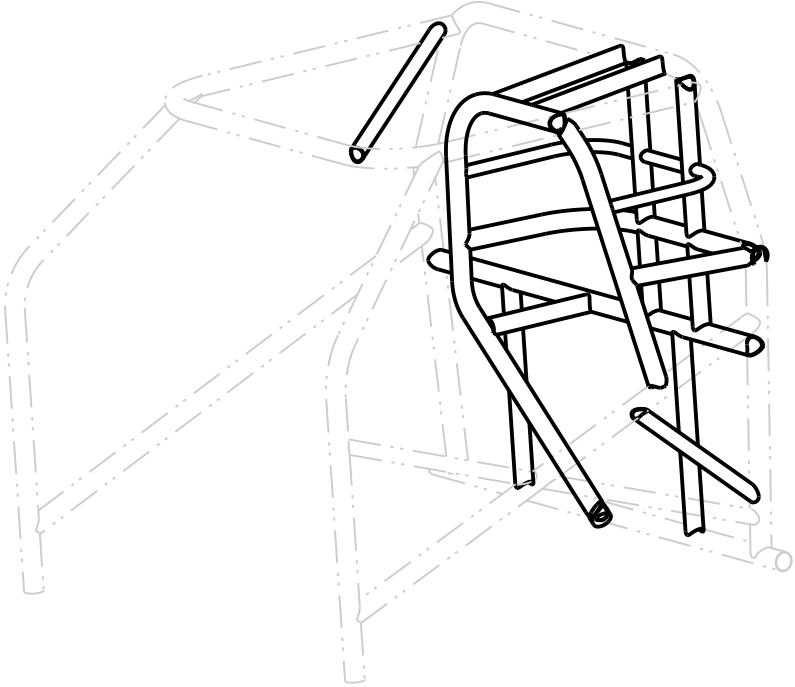
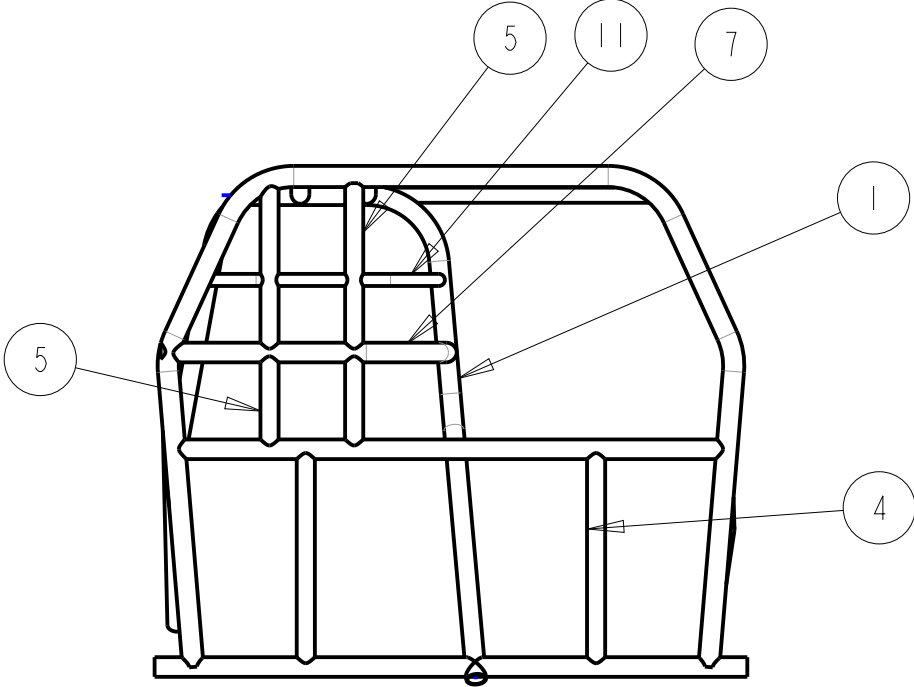
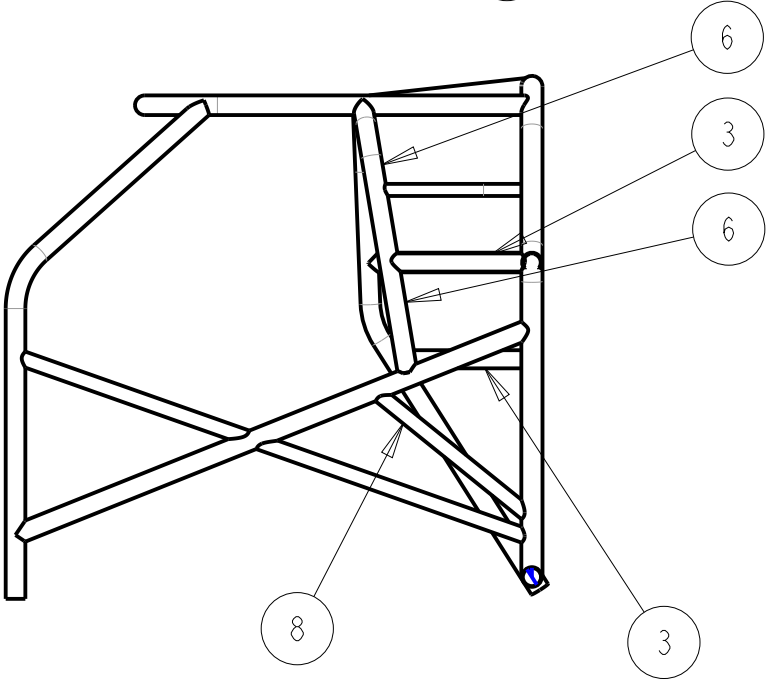
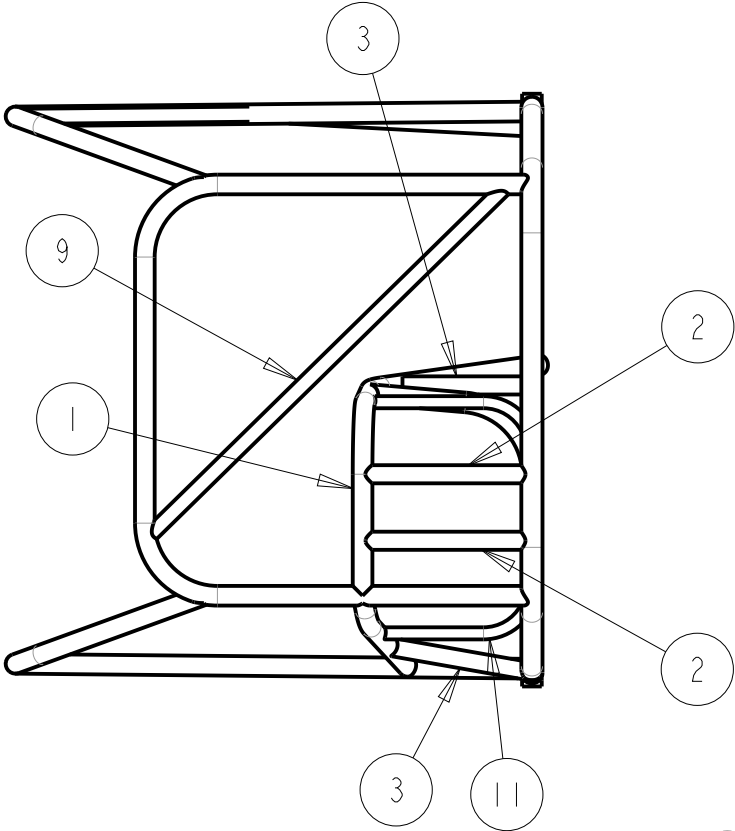
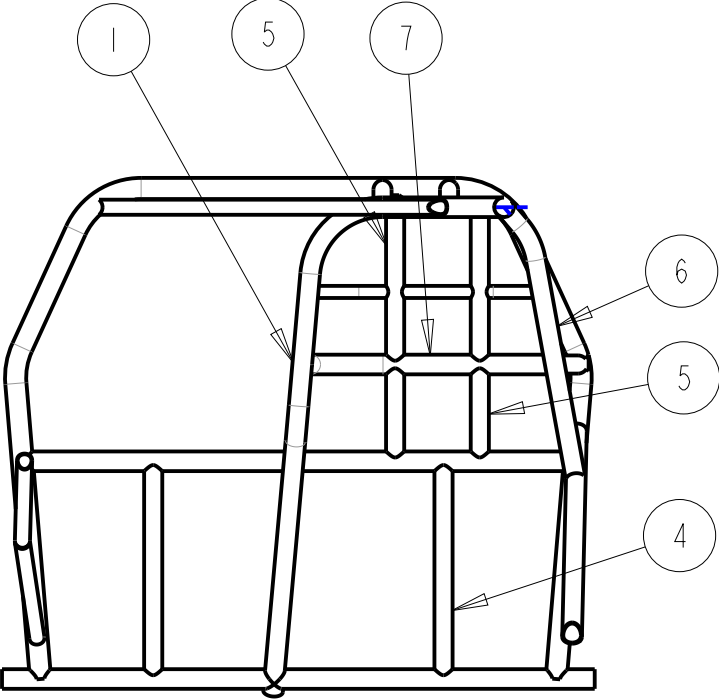


GENERAL NOTES:
1. SEE SHEET TWO FOR BILL OF MATERIALS & FABRICATION NOTES.
2. SOME TUBES MAY NOT BE SHOWN IN ALL VIEWS.
3. THIS ROLL CAGE IS DESIGNED SPECIFICALLY FOR DRAG RACING. S & W RECOMMENDS CHECKING WITH THE APPROPRIOTE SANCTIONING BODY FOR WELDING REQUIREMENTS AND INSTALLATION SPECIFICATIONS.



S & W RACE CARS
11 MENNONITE CHURCH RD
SPRING CITY, PA 19475

A	04AUG21	JEB	ADDED ROOF HOOP DIAGONAL
0	08JUN11	JEB	INITIAL RELEASE
REV	DATE	DRN	DESCRIPTION
			FUNNY CAR ROLL CAGE CONVERSION GENERAL ARRANGEMENT
PART No: 13-379			DRW No: 13-379 - 1

FABRICATION NOTES:

1. THIS KIT IS DESIGNED TO BE INSTALLED AS SHOWN IN "FIGURE A" (DRIVER'S ENTIRE HELMET FORWARD OF MAIN HOOP) OF SFI CHASSIS SPEC, 25.1, 25.2, 25.3, 25.4, & 25.5.

2. THE FRONT HOOP (#1) MAY ATTACH TO THE BOTTOM CROSSMEMBER OF THE CHASSIS AS SHOWN OR TO THE CROSSMEMBER (#10) SUPPLIED WITH THE KIT.

3. IT IS RECOMMENDED THAT THE OUTSIDE VERTICAL SIDE BAR (#6) AND THE KIDNEY TUBE (#8) BE OFFSET AS SHOWN WHERE THEY ATTACH TO THE DOOR BAR.

4. ALL TUBES IN THE AREA OF THE DRIVERS HEAD (#2, 3, & 11) MUST BE ARRANGED SO THAT A HELMET CAN NOT PASS THROUGH THEM.

BILL OF MATERIALS

ITEM	QTY	DESCRIPTION	TUBE Ø	LENGTH
1	1	F/C CAGE FRONT HOOP	1-5/8"Ø	BENT
2	2	HELMET TUBE	1-1/2"Ø	18"
3	2	HELMET TUBE	1-1/2"Ø	18"
4	2	LOWER SUPPORT TUBE	1-1/2"Ø	32"
5	2	UPPER SUPPORT TUBE	1-1/2"Ø	26"
6	1	VERTICAL SIDE BAR	1-5/8"Ø	BENT
7	1	REAR HORZ HELMET TUBE	1-5/8"Ø	BENT
8	1	KIDNEY TUBE	1-1/2"Ø	24"
9	1	DIAGONAL, ROOF HOOP	1-1/2"Ø	54"
10	-			
11	2	HELMET TUBE (05-066)	1"Ø	BENT

S & W RACE CARS
11 MENNONITE CHURCH RD
SPRING CITY, PA 19475

B	04AUG21	JEB	ADDE ITEM #9
A	17JAN12		ADDED 1" HELMET TUBES (13-166)
0	08JUN11	JEB	INITIAL RELEASE
REV	DATE	DRN	DESCRIPTION
FUNNY CAR ROLL CAGE CONVERSION GENERAL NOTES & BOM			
Part No: 13-379			DWR No: 13-379 - 2